

June 14, 2023

Our File: 2300195

Dustin Wilson  
InStone Products (the Client)  
15006 135 Ave NW  
Edmonton, AB T5V 1R9

**RE: SUNBELLY PRIVACY SCREENS - STRUCTURAL REVIEW**  
15006 135 AVE NW, EDMONTON, AB

Attention Mr. Wilson:

CVL Engineers Inc. (CVL) was retained to provide structural engineering services for the review of Sunbelly Aluminum Privacy Screens to determine their suitability for use as guardrails in Canada. CVL's scope was limited to conformance and compliance with sections 4.1.5.14 & 9.8.8.2 of the noted building codes only. No other review against building code requirements was included.

CVL was provided with detailed software modeling results of all twelve (12) of Sunbelly's privacy screen designs and documentation from independent testing agency "Intertek" reporting physical test results. This report is based on that documentation, which is detailed below:

1. Sunbelly Product Data Sheet
2. 2023-04-25 InStone Distribution 105159882COQ-001A Final Report - Privacy Screens - NBC 4.1.5.14 & 9.8.8.2
3. 2022-09-22 Sunbelly Privacy Screen 105159882COQ-001 Findings Letter Report
4. 2023-04-27 InStone Distribution 105159882COQ-001B Findings Letter Report
5. Solidworks Model outputs for 10 configurations on all 12 models.

See specific documents for details and methodology.

### **Assumptions**

Our review was completed based on guidance from the

- National Building Code of Canada 2020 (NBC 2020),
- Ontario Building Code 2012 (OBC 2012),
- British Columbia Building Code 2018 (BCBC 2018), and
- National Building Code – Alberta Edition 2019 (NBC-AE 2019) Section 4.1.5.14 – Loads on Guards and Handrails and Section 9.8.8.2 – Loads on Guards.

Aluminum design was completed in accordance with CAN/CSA-S157, *Strength Design in Aluminum*.

### **Analysis and Findings**

When comparing loading conditions, we found that the factored design loads utilized in testing and software modeling were larger than prescribed in the above-mentioned building codes. The prescribed load factor for live loads from the above-mentioned building codes is 1.5 while the testing and software modeling agencies utilized load factors ranging from 1.67 to 2.24, depending on assumed failure modes. This difference is due to the testing agency's use of safety factors rather than the prescribed load factor and results in a more conservative approach. See table below for factored loading conditions for individual tests.

Table 1: Loading

| Test   | Building Code Factored Loading | Testing/Modeling Factored Loading |
|--|--------------------------------|-----------------------------------|
| 1. Outward In-Fill over 100x100mm                | 0.75 kN                        | 0.83 kN                           |
| 2. Vertical Uniform Load Applied at Top of Guard | 2.25 kN/m                      | 2.5 kN/m                          |
| 3. Outward Horizontal Uniform Load               | 1.13 kN/m                      | 1.26 kN/m                         |
| 4. Outward Midspan Horizontal Concentrated Load  | 1.50 kN                        | 1.67 kN                           |
| 5. Outward Adjacent to Post Concentrated Load    | 1.50 kN                        | 2.24 kN                           |
| 6. Outward Top of Post Concentrated Load         | 1.50 kN                        | 1.67 kN                           |
| 7. Inward Horizontal Uniform Load                | 0.56 kN/m                      | 0.63 kN/m                         |
| 8. Inward Midspan Horizontal Concentrated Load   | 0.75 kN                        | 0.83 kN                           |
| 9. Inward Adjacent to Post Concentrated Load     | 0.75 kN                        | 1.12 kN                           |
| 10. Inward Top of Post Concentrated Load         | 0.75 kN                        | 0.83 kN                           |

When comparing the testing deflection results with the software modeling deflection results for privacy screen designs “Blurred Lines” and “Parallel” it was found that the results are generally comparable. See tables 2 & 3 below for deflection results.

Table 2: Blurred Lines

| Test   | Intertek Testing Deflection (mm) | Software Deflection (mm) | Difference (mm) |
|--|----------------------------------|--------------------------|-----------------|
| 1. Outward In-Fill over 100x100mm                | 64.3                             | 292.1                    | -227.8          |
| 2. Vertical Uniform Load Applied at Top of Guard | 2.3                              | 0.0                      | 2.3             |
| 3. Outward Horizontal Uniform Load               | 47.4                             | 40.9                     | 6.5             |
| 4. Outward Midspan Horizontal Concentrated Load  | 139.9                            | 584.1                    | -444.2          |
| 5. Outward Adjacent to Post Concentrated Load    | 57.3                             | 39.0                     | 18.3            |
| 6. Outward Top of Post Concentrated Load         | 14.1                             | 26.3                     | -12.2           |
| 7. Inward Horizontal Uniform Load                | 69.9                             | 20.4                     | 49.5            |
| 8. Inward Midspan Horizontal Concentrated Load   | 122.8                            | 49.3                     | 73.5            |
| 9. Inward Adjacent to Post Concentrated Load     | 39.9                             | 19.5                     | 20.4            |
| 10. Inward Top of Post Concentrated Load         | 12.4                             | 13.1                     | -0.7            |

Table 3: Parallel

| Test   | Intertek Testing Deflection (mm) | Software Deflection (mm) | Difference (mm) |
|--|----------------------------------|--------------------------|-----------------|
| 1. Outward In-Fill over 100x100mm                | 92.2                             | 1327.3                   | -1235.1         |
| 2. Vertical Uniform Load Applied at Top of Guard | 8.1                              | 1.1                      | 7.0             |
| 3. Outward Horizontal Uniform Load               | 79.2                             | 104.8                    | -25.6           |
| 4. Outward Midspan Horizontal Concentrated Load  | 150.8                            | 2661.6                   | -2510.8         |
| 5. Outward Adjacent to Post Concentrated Load    | 86.8                             | 39.3                     | 47.5            |
| 6. Outward Top of Post Concentrated Load         | 32.4                             | 26.2                     | 6.2             |
| 7. Inward Horizontal Uniform Load                | 75.9                             | 52.4                     | 23.5            |
| 8. Inward Midspan Horizontal Concentrated Load   | 119.6                            | 1327.3                   | -1207.7         |
| 9. Inward Adjacent to Post Concentrated Load     | 55.5                             | 19.7                     | 35.8            |
| 10. Inward Top of Post Concentrated Load         | 12.8                             | 13.1                     | -0.3            |

When comparing testing deflections and software modeling deflections the negative difference values indicate a conservative software modeling value and the smaller positive values (<6 mm) can be neglected and approximated as equal due to the inaccuracy of measurements at that scale. There are, however, some larger difference values (>6mm) that indicate a larger testing deflection than the software modeling. Deflections are expected to occur and do not provide a suitable metric to evaluate the strength and stability of the guardrails. Ultimately, failure is what

governs the design of guardrails. The failure mechanisms could include localized failure of the post or panel, or detachment of the panel.

Ultimately, no failure occurred throughout the testing of privacy screen designs “*Blurred Lines*” and “*Parallel*”. As a result and in conjunction with the used of conservative loading conditions, it is CVL’s professional opinion that the remaining ten (10) privacy screen designs are adequate and suitable for use as guardrails.

In summary, it is CVL’s professional opinion that InStone’s twelve (12) Sunbelly privacy screen designs will be adequate and sufficient for use as guardrails as prescribed in Sections 4.1.5.14 and 9.8.8.2 of NBC 2020, OBC 2012, BCBC 2018, and NBC-AE 2019.





This report reflects our judgment in light of the information provided to us at the time that it was prepared. Any use of the report by third parties, or any reliance on or decisions made based on it, are the responsibility of such third parties. CVL does not accept responsibility for damages suffered, if any, by a third party as a result of their use of this report. We trust the above information to be complete and correct based on the information provided to CVL and visual inspection of the referenced assembly. If further questions arise, please do not hesitate to contact CVL to discuss.

Sincerely,

Michael Oleskiw, P.Eng.

[mjoleskiw@cvl-eng.ca](mailto:mjoleskiw@cvl-eng.ca)

780-982-8931



**STANDARD OF CARE**

CVL Engineers Inc. " CVL," prepared and issued this structural report (the "Report") for its Client (the "Client") in accordance with generally accepted engineering practises for the structural engineering discipline. No other warranty, expressed or implied, is made. Unless specifically stated in the report, the report does not address environmental, geotechnical, and soil issues. The terms of reference for structural reports issued by CVL (the "Terms of Reference") contained in the present document provide additional information and caution related to the standard of care and the use of the report. The Client should read and familiarize himself with these Terms of Reference.

**COMPLETENESS OF THE REPORT**

All documents, records, drawings, correspondence, data, files, and deliverables, whether hard copy, electronic or otherwise, generated as part of the services for the Client are inherent components of the report and, collectively, form the instruments of professional services (the "Instruments of Professional Services"). The report is of a summary nature and is not intended to stand alone without reference to the instructions given to CVL by the Client, the communications between CVL and the Client, and to any other reports, writings, proposals, or documents prepared by CVL for the Client relative to the specific building and/or components described in the report, all of which constitute the report.

TO PROPERLY UNDERSTAND THE INFORMATION, OBSERVATIONS, FINDINGS, SUGGESTIONS, RECOMMENDATIONS, AND OPINIONS CONTAINED IN THE REPORT, REFERENCE MUST BE MADE TO THE WHOLE OF THE REPORT. CVL CANNOT BE RESPONSIBLE FOR USE BY ANY PARTY OF PORTIONS OF THE REPORT WITHOUT REFERENCE TO THE WHOLE REPORT AND ITS VARIOUS COMPONENTS.

**BASIS OF THE REPORT**

CVL prepared the Report for the Client for the specific development, building, design, or building assessment objectives and purpose that the Client described to CVL. The applicability and reliability of any of the information, observations, findings, suggestions, recommendations, and opinions contained in the report are only valid to the extent that there was no material alteration to or variation from any of the said descriptions provided by the Client to CVL unless the Client specifically requested CVL to review and revise the report in light of such alteration or variation.

**USE OF THE REPORT**

The information, observations, findings, suggestions, recommendations, and opinions contained in the report, or any component forming the report, are for the sole use and benefit of the Client and the team of consultants selected by the Client for the specific project that the report was provided. NO OTHER PARTY MAY USE OR RELY UPON THE REPORT OR ANY PORTION OR COMPONENT WITHOUT THE WRITTEN CONSENT OF CVL. CVL will consent to any reasonable request by the Client to approve the use of this report by other parties designated by the Client as the "Approved Users." As a condition for the consent of CVL to approve the use of the report by an Approved User, the Client must provide a copy of these Terms of Reference to that Approved User, and the Client must obtain written confirmation from that Approved User that the Approved User will comply with these Terms of Reference, such written confirmation to be provided separately by each Approved User prior to beginning use of the report. The Client will provide CVL with a copy of the written confirmation from an Approved User when it becomes available to the Client, and in any case, within two weeks of the Client receiving such written confirmation. The report and all its components remain the copyright property of CVL, and CVL authorizes only the Client and the Approved Users to make copies of the report, but only in such quantities as are reasonably necessary for the use of the report by the Client and the Approved Users. The Client and the Approved Users may not give, lend, sell or otherwise disseminate or make the report, or any portion thereof, available to any party without the written permission of CVL. Any use which a third party makes of the report, or any portion of the report, is the sole responsibility of such third parties. CVL accepts no responsibility for damages suffered by any third party resulting from the use of the report. The Client and the Approved Users acknowledge and agree to indemnify and hold harmless CVL, its officers, directors, employees, agents, representatives or sub-consultants, or any or all of them, against any claim of any nature whatsoever brought against CVL by any third parties, whether in contract or in tort, arising or related to the use of contents of the report. CVL's liability is limited to the cost of its engineering fee charged to the Client at the time of preparing this report.